



**Welcome to
Season**

2026

U10-18s



*Go to the website
for the full list of
our hardworking
Committee and
other important
people*

2026 WVSC Committee

Some key people:

- President – Mark Stoove
- Treasurer – Janelle Patten
- VP Girls U10-13 Alison Hoyer
- VP Girls U14-18 Beth Hinds
- VP Open U10-13 Sarah Rubenstein
- VP Open U14-18 Dave Oates (acting)
- Equipment Officer – Mark Kovacs
- Technical Director Scott Channing
- Administrator – Shiree Yap



2026 Season Dates

Start date:

- Saturday, 2nd May

No games:

- Saturday 6th June and 11th July (excluding U16-18s)
- Saturday 18th July all age groups

Final Series (U16-18s only)

- Saturday 23rd and 30th August

Finish date for U10-15s

- Saturday, 5th September



Kick-off Times

Under 10 - 11.30 am

Under 11, 13, Girls and Open SAP -
12.30 pm

Under 12, 14 - 1.45 pm

Under 15 ,16, 18 - 3.10 pm

(NB: There is no Girls U15 competition)



Game information

- Fixtures, Draws and Venues are available on Dribl
- Matches are played at venues around the ACT
- For some age groups there is the possibility of games being held in Cooma or Yass



*Email training preferences to
admin@wvsc.org.au*

Team Training

Mawson Playing Fields

Session times: 5.30 to 7.00pm
and 7.00 to 8.30 pm. Please email
admin@wvsc.org.au to book

Other times by special
arrangement

Get permission before using a
different ground

Please avoid the goal mouths



Working with Vulnerable People (WWVP)

All coaches, managers and volunteers MUST have a current WWVP card to be involved at the Club.

There is no fee for you as a volunteer.

Details are on our website, the ACT Government website or email admin@wvsc.org.au



Play Football Registration

All coaches and managers are required to register with WVSC in Play Football for the 2026 season.

NB: This is the same link as registering your child for the season.



Codes of Conduct

For Players, Coaches, Parents and Spectators are available on our website.


Please read and follow codes applicable to you, and promote relevant ones among your team and parents



Risk Management

Duty of Care

PLAYER SAFETY AND
WELLBEING IS AN ABSOLUTE
PRIORITY



Some principles

1. Coaches should not participate in training
2. Check players' medical conditions
3. Don't let injured players train or play – especially a head knock
4. Get medical advice if you are at all uncertain what to do
5. Report serious or potentially injuries
6. Care when moving, assembling or disassembling equipment



Some principles


7. Use only officially booked grounds
8. Do not allow unregistered players to train or play
9. Jewelry – is not permitted including taping of earrings
10. Photograph or film only with permission of the opposition
11. Respect other clubs' policies at their grounds
12. All players must wear shinpads for both training and matches



Complaints Process

If you have any issues, complaints, or feedback please contact the vice-president of your age group, the club administrator or president for their advice:

- vpgirls10to13@wvsc.org.au
- vpopen10to13@wvsc.org.au
- vpgirls14to18@wvsc.org.au
- vpopen14to18@wvsc.org.au
- admin@wvsc.org.au
- president@wvsc.org.au



Member Protect Information Officer

*Please contact Julie
at mpio@wvsc.org.au*

WVSC MPIO: Julie Bridgewater
First point of contact to discuss
concern of discrimination,
harassment and child protection
issues.



Coaches are entitled to enjoy their job.

You don't have to put up with disruptive children (or parents).

Behaviour Problems at Training?

1st response: Give a player a 5 or 10 minute time out

2nd response: Arrange for a parent to attend training to concentrate on discipline

3rd response: Ask your VP or a Committee member to attend training to talk to the players



Coaches

We encourage coaches to obtain qualifications.

Accreditation courses are run by Capital Football and details of the courses and pathway is available on their website

1. Miniroos Certificate
- 2, Football Australia Foundation of Football
3. Football Australia AFC C-Diploma, B-Diploma and A-Diploma



Managers

- Match day duties
- Dribl Team sheets and results for all U10-18s games (even if there is no competition ladder for your division)
- Best and Fairest Points (U14-18 Only)
- Propagate 'Duty of Care' rules among your team's parents
- Arrange dressing/undressing field
- Ensure a competent assistant referee is available - duties outlined
- Roster parents for shirt washing/oranges, and Canteen/BBQ duty



Referees

- Referees and assistant referees are paid by the club
- If there is not an official referee or assistant our policy is to give the Visitors first option to take the game
- Managers – please carry a whistle, just in case
- We run courses for assistant referees to help them understand the role



Respect for match officials

- All match officials should be treated with respect and understanding.
- This is not negotiable.
- Players and parents will,
- Never harass or argue with a referee.
- Respect the decision of the referee, no matter what.
- Thank the referee at the end of the game.



Teamsheets

- Register as Manager with Play Football
- You will be added to your team in Dribl
- Select your players onto the team sheet. Only registered players will appear
- Both teams are to complete this online before the game
- For all U10-18 matches, please put results into Dribl asap after the game
- More details will be provided closer to the season start date



CANTEEN/BBQ

- Each U10-18 team will be rostered on for duty (in the Canteen or BBQ or Backup) 12pm -4.00pm once during the season
- Managers will also be reminded when your team's turn is coming up, but please plan ahead and be ready to go
- Remember, many hands make light work and profits contribute to low registration fees and equipment purchases



Take this task seriously - it's important to your players

Best and Fairest Points

U14-18 Teams only

- 6 points should be awarded between 3 players for each U14 to 18 game
- Email to admin@wvsc.org.au
- Please don't keep a record
- If you forget one week, put two weeks' points on next week's email




Game Day

- Borrowing players
- Interchange of players/Equitable game time
- Ineligible Players
- Colour clashes
- Field setup and pack up
- Physio/First Aid



Borrowing Players

- Players must be registered, have an FFA number and be added to your team in Dribl
- You cannot borrow players from older teams – even if a player is registered to play ‘up’ a year.
- A player cannot play more than two years above his or her actual age group.
- If two WVSC teams are in a division, players can’t move between them (check current competition regulations).
- NPL players cannot play in Junior teams.



Ineligible opposition players

If suspicious an opposing player ineligible, record name, shirt number, FFA number from match card.

Email the details to
admin@wvsc.org.au



Girls' teams – if you use a change strip make sure you retrieve shirts after game

Colour Clashes

- The home team should change jerseys
- See the Equipment Officer, Administrator or a Committee Member about getting a change strip from the Clubhouse
- Check the draw before the game to avoid possible clashes
- Please wash and return by 11.00 am the next Saturday
- For U10s and 11s, collect coloured bibs and return them after the game



Sports First Aid

Each game day WVSC will have a physio and sports first aid trainer at the fields.

For any player injuries, please go directly to the first aid marquee located outside the clubhouse area (you'll see the banner)

The physio is also available for any strapping or pre-game requirements

Services are provided by qualified physiotherapists from the SportsTec

Clinic [Physiotherapy | Physiotherapy & Rehabilitation Center | SportsTec Clinic](#)



EQUIPMENT

Each team will be provided with the following for the season:

- Shirts for their players
- Balls (training and match ball)
- Bibs, cones
- Ball pump, first aid kit
- Please contact Mark to collect your gear before the season commences, or if you have any issues equipment@wvsc.org.au



EQUIPMENT CARE


- Jerseys should NOT be handed out to players, except Girls teams.
- They should be kept and washed together.
- Wash in cold water and do not iron. If using a drier, use moderate heat.
- Only take 2 or 3 training balls to a game.
- Keep a count on soccer balls at training and games.
- Especially the match ball.
- Handle bibs carefully, so they do not rip.



U10s – Preparing your field

If you are the first game on a field

- Get your goals, nets and corner posts from the nearest container.
- Posts go on the sideline of the full field.
- Use U9s cones to mark sidelines: 5 metres inside the goal and the halfway lines.
- Check if there is a game after yours.
- If not, pack up the field and return everything to the container it came from.



U11s – Preparing your field

- If you are playing on a half field, leave the field as it was for the U10s.
- Check if there is a game after yours.
- If not, pack up the field and return everything to the container it came from.
- If you are playing longways, the goals should be set up on the edges of the penalty boxes.
- Sidelines should be 5 metres inside the full field sidelines.



Following U11-13 games

If your game is followed by a full-field game, you'll need to

- Dismantle and pack up the goals, cones and any extra corner flags and return them to a container.
- This should be done quickly so games are not delayed.
- Please stack things neatly in the container.

It is NOT the job of the full-field team to remove your pitch equipment.



Under 14-18 games

Nets are in marked bins in the container nearest the ground.

First to play should set the field up.

Check if you have a game afterwards. If not take down the nets, and pack them and the corner flags away.

Putting up the nets

- Attach the top corners first – hook net over, tie net to net.
- Pull the net tightly down each post and secure it to the post and peg securely next to the post.
- Attach the net to the cross bar using the clips on the net.
- Peg net at back corners and three places along the base line



Handling equipment

- Don't try to do too much
- Use ladders to set up and take down nets for U14-18 matches only
- Put things back where you got them from
- Make sure you get all the net pegs
- Do not just dump things off to the side of the ground
- Put things back neatly in the containers
- It can get busy at the end of games, so please be patient



Field Set up and Pack up Summary


To assist with setting or packing up your field, please check if there is a game following you on your field on the printed game day schedule for Mawson Playing Fields outside the clubhouse office every Saturday.

Your team's game will have either nets setup, pack up, or it's your lucky day noted!

***U10s will always set up their field

*** All 3.10pm (U15-18s) games will always pack up their fields

*It is NOT the job of
the committee to
remove your pitch
equipment!*



Cancelled and forfeited games

- There are rules around replaying cancelled games.
- Sources of information on ground closures: check the Club website and social media
- ABC Radio 666
- ACT Sportsgrounds Office rain closure line: 6207 5957, after 10.00 am
- If you need to forfeit, let us know as soon as possible. The club is fined for any forfeits so please attempt to borrow players in the first instance before deciding to forfeit. Contact your vice president for assistance!



Language (swearing)

- There is a zero-tolerance policy on foul language
- Swearing heard by referee or official assistant is an automatic yellow or red card.
- Coaches and Managers should set the example here.
- This also applies to spectators and they will be ejected from the fields



*If you think a red card should be challenged, contact President **QUICKLY** with a **WRITTEN** report*

*We have **TWO WORKING DAYS***

Red and Yellow Cards

- A red card automatically means a one game suspension.
- You will be notified if it means more than one week.
- Playing a suspended player is illegal and sanctions apply.
- Four yellows = 1 game suspension.
- There are also substantial fines for misbehaviour by officials and spectators.
- Clubs are fined for red cards and this may be passed on to the player




Tournaments

To participate in interstate tournaments, you are required to:

- Wear the WVSC playing shirt and uniform as you are representing our club
- Notify the club administrator
- Submit a sanction with Capital Football to ensure players are insured

Please email admin@wvsc.org.au for details



*For all news, updates
and notifications*

- Website
- Facebook
- Instagram
- Email



*Thank you for your
attention, and
enjoy the season!*

Sponsors



HELLENIC CLUB
Where Canberra Meets

We are a  goodSPORTS club